

E | F35

**OUR SMALLEST AND
LIGHTEST PULL DEVICE EVER**









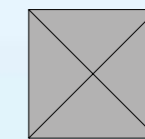
TIRED OF CLUNKY PULL DEVICES?

Us too. Let's talk real: Every little push forward might not feel like a big deal, but day in, day out, the strain on your shoulders accumulates over time.

Powered assist devices can be the superheroes of the mobility world, but some are just too bulky and heavy for everyday use - especially for those quick jaunts around town or when it comes to travelling.

The Empulse F35 strikes the perfect chord between style and practicality. This ultra-portable micro-pull device is not just a looker - it's your ticket to quick and effortless mobility in the urban jungle.

-  Our smallest and lightest pull device ever
-  Fits into small cars and spaces
-  Smallest turning circle and up to 15 km range hidden in a compact frame
-  2 ways of docking to get in, get out, get anywhere
-  Fits most rigid or folding wheelchairs
-  Travel-friendly battery, ideal for travel by plane, car, and train




Scan the QR code to see the F35 moving!



TWO WAYS OF DOCKING - CHOOSE THE WAY YOU NEED

1 "The Quickest": Patent-pending, easy one-motion docking for quick stops around town. Easily remove the main tube from the receiver while keeping the subframe attached to the chair. Ideal for breaks when F35 support isn't required, such as going in a café or being in the university or office. And the best part? It reattaches in seconds when you need that extra boost.

Folding and locking handles: No more wrestling with unwieldy equipment! Conveniently fits in the smallest car trunk or on the back seat, enabling seamless and independent car transfers.



Scan the QR code to see how to attach the F35 to a wheelchair



2 "For Storage": When it's time to transition from wheelchair to car, couch, or bed, the option to easily remove the entire device from your chair has you covered. Simply remove the main tube and subframe from the chair by the easy-to-use clamps, providing the perfect solution for storing your F35.



Disassembles into two lighter pieces for easy loading (sub-frame and F35 can be separated).

LIGHTWEIGHT & COMPACT FOR INDEPENDENT CAR TRANSFERS

Feather-light: Whether you're going solo or with a helping hand, the F35 offers a super light lifting weight of only 7.5 kg/ 16.5 lbs (subframe removed), making car transfers a breeze and promoting independence in your daily adventures.

Smart Compact Design: Embrace a sleek and compact profile with our all-in-one tube design, ensuring easy handling and transport without the bulk.

Perfect for frequent stops: Disconnect the F35 from the sub-frame in seconds.

Power up with the flight-friendly 4Ah batteries - compact yet powerful and exactly what you need for inner-city drives and travels (please check in advance with your airline carrier for specific battery requirements).

The **Intelligent Battery Management-System** and innovative 21700 battery cells mean you get the most out of every charge. Smart and savvy, just like you.

Ultra Compact Turning Circle: being in a crowd, using the elevator - spin like a pro with an ultra-compact turning circle.



With a whopping **15 km range**, you've got the freedom to explore far and wide.



Powerful Braking System: Benefit from a dual braking system – a proportional electronic brake and reliable drum brake - and a parking brake delivering precise control and security during your travels.



Cruise Control: keeps speed steady uphill and downhill.



Conquer Inclines: Parking lots, ramps, public transportation, sidewalks - tackle those pesky everyday obstacles with confidence! The F35 can climb a 6-degree incline, even with a maximum user weight of 110 kg.



3 max. Speeds Available: Pick your pace, whether it's a chill 6kph, a moderate 10kph, or a speedy 15kph.

No Spinning Wheels: 3 acceleration modes (Slow, Std, Fast) adapt power to any surface.




The USB Charging Port enables you to charge your phone so there is no need to worry about depleting your phone battery while using navigation or listening to music.



Next-Level Stability: Say goodbye to shaky rides! Thanks to a patent-pending locking mechanism, the F35 is practically glued to the frame. No shakes, no rattles – just a super firm, super stable ride.



Powerful High Torque Motor: Experience a dynamic ride powered by a 250 watt motor, ensuring a smooth and responsive journey.



Scan the QR code to see the Service Videos!



LED-Light: The LED light seamlessly blends into the F35's design, providing you a handy way to illuminate your path and improve your visibility.

TECHNICAL DATA

Weight Capacity	110 kg / 242 lbs
Max Dimension	915 mm x 584 mm x 610 mm / 36 x 22.9 x 24" (height x width x depth)
Battery Range*	up to 15 km / 9.3 mi
Max Slope	up to 11% (6°)
Weight	
incl. battery and sub-frame	from 9 kg / 19.8 lbs
transport weight	from 7.5 kg / 16.5 lbs
Front frame width	260 – 480 mm / 10.2 - 18.9" (1)
Colour	black
Adjustable Max Speed	6 kph; optional 10/15 kph 3.7 mph; optional 6.2/9.3 mph (speed can be regulated in 3 levels)
Battery	Lithium-Ion 36V 4Ah
Battery Charging Time	approx 2 hours
Wheel Size	6,5"
Motor	250 watt
Brake	Dual-brake-system (mechanical drum-brake and separate proportional electronical motor brake) and parking brake
Warranty	according to local regulations
Conformity	EN12184

(1) Frame width measured from the center of the frame tube to the center of the frame tube at mounting position.

SUNRISE MEDICAL CARES ABOUT YOUR SAFETY. Please read your owner's manual for safe operating instructions and maintenance guidelines.

* Range is dependent on the ground surface, the weight of the user, driving behavior, temperature and terrain according to ISO 7176-4.

ACCESSORIZE IT!



Smartphone Holder: The smartphone holder lets you stay connected and in control while cruising.



Car Charging Adaptor: The car charging adaptor keeps you charged up wherever your journey takes you.



Lock It Up: The lock ensures your F35 stays where you left it, giving you peace of mind wherever you park.

Sunrise Medical GmbH

Kahlbachring 2-4
69254 Malsch/HD

Tel.: +49 (0) 72 53 / 9 80-0

Fax: +49 (0) 72 53 / 9 80-222

E-Mail: international@sunrisemedical.de

For further information on the full specification, options, and accessories, please refer to the order form. All information is subject to change without notification. Please consult Sunrise Medical with any queries you may have.



If you are visually impaired, this document can be viewed in PDF format at www.SunriseMedical.eu.